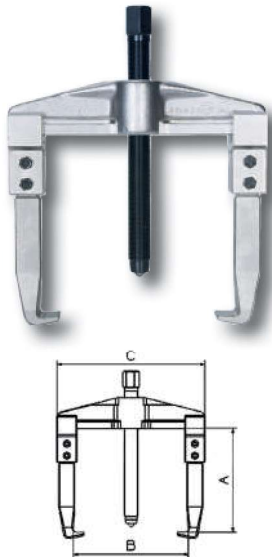
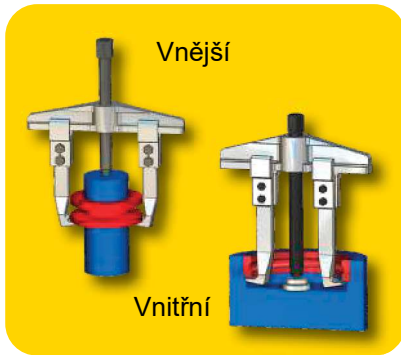


2 - ramenné stahováký

Serie 2400



Ref.	A	B	C	Tm.	⚖️	🔧	🔪
2410	100	95	134	3	1,1	241003	A-90
2415	100	135	176	3	1,3	241003	A-90
2420	150	165	223	7	3,5	242003	B-150
2425	155	190	250	7	3,6	242003	B-150
2430	205	240	325	12	7,5	243003	C-200
2435	200	350	425	12	9,0	243003	C-200
2440	200	510	585	12	15,0	244003	C-200
2450	225	640	717	15	23,0	244003	D-225



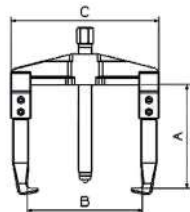
Sada stahováký řady 2400

Uspoříte 5%

Ref.	🔧	⚖️
2400A	2410 - 2415 - 2420 2425 - 2430	20,1

3 - ramenné stahováký

Serie 2400T



Ref.	A	B max	B min	C	⚖️	🔧	🔪
2410T	100	95	35	134	1,3	241003	A-90
2415T	100	135	38	176	1,7	241003	A-90
2420T	150	165	42	223	4,7	242003	B-150

Serie 2400L

Ref.	A	B	C	⚖️	🔧	🔪
2410L	200	95	134	1,5	241003	A-200
2415L	200	135	176	1,5	241003	A-200
2420L	305	165	223	4,0	242003	B-300
2425L	305	190	250	4,1	242003	B-300
2430L	380	250	325	9,0	243003	C-375
2435L	380	350	425	10,0	243003	C-375
2440L	380	510	585	16,0	244003	C-375
2450L	350	640	717	26,0	244003	D-350



2 - ramenné stahováký s tuhými dlouhými čelistmi